

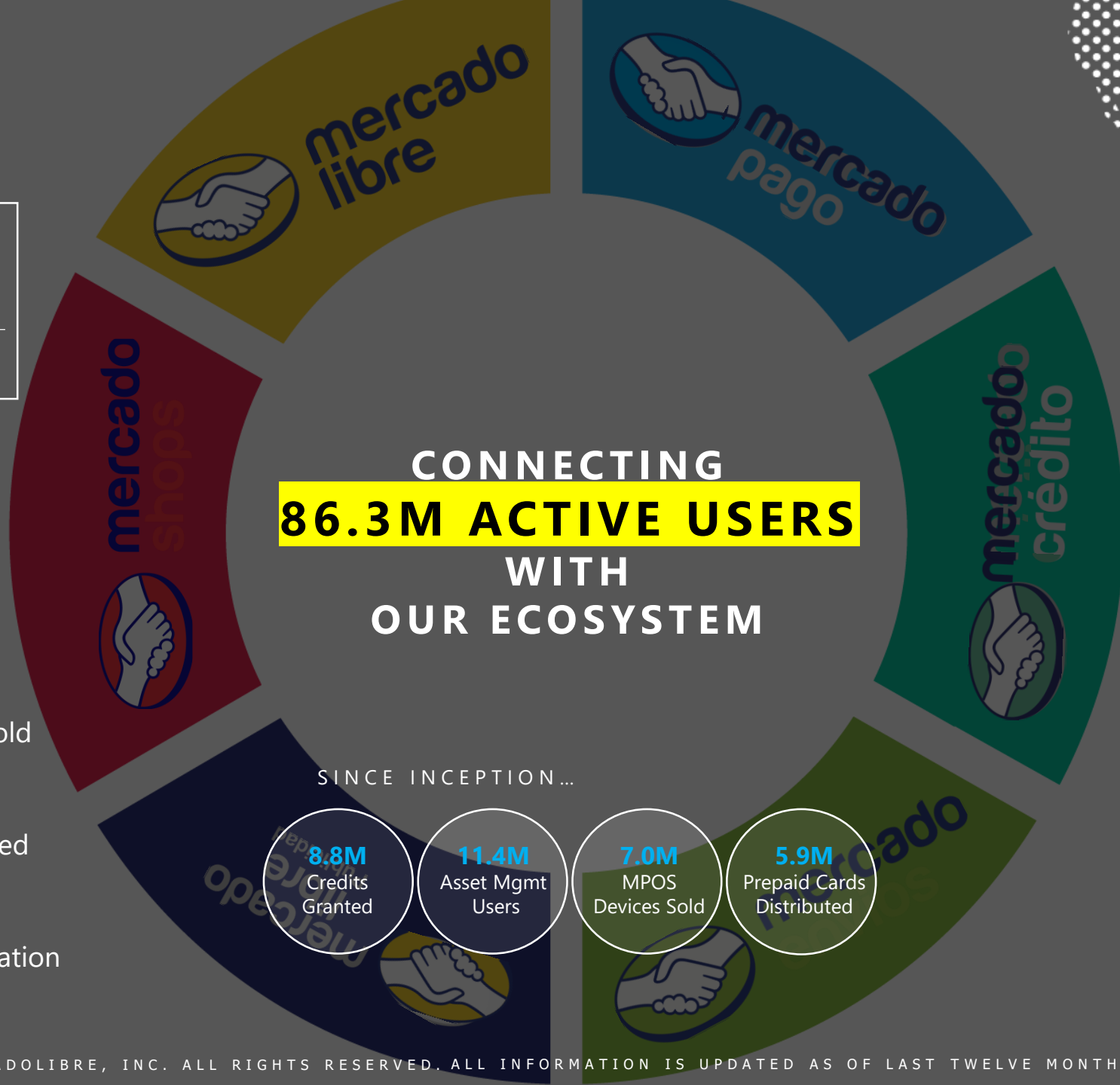
# FACT SHEET

## SECOND QUARTER 2020

### FINANCIAL SUMMARY

<b>\$1,698M</b> Commerce Revenues	+	<b>\$1,110M</b> Fintech Revenues
<b>\$2,808M</b> Total Net Revenues		

-  **\$16.0 B** in GMV
-  **491.7 M** Items Sold
-  **421.4 M** SI Shipped
-  **+91 %** ME Penetration






### SINCE INCEPTION...

- 8.8M** Credits Granted
- 11.4M** Asset Mgmt Users
- 7.0M** MPOS Devices Sold
- 5.9M** Prepaid Cards Distributed

### DEMOCRATIZING COMMERCE AND PAYMENTS



-  **\$35.5 B** in TPV
-  **12.1B** in TPN
-  **\$532.5 M** in Credits Originations