



Mercado Libre

First Quarter 2018 Results

Investor Relations

This presentation may make forward-looking statements relating to such matters as continued growth prospects for the company, industry trends and product and technology initiatives.

These statements are based on currently available information and our current assumptions, expectations and projections about future events. While we believe that our assumptions, expectations and projections are reasonable in view of currently available information, you are cautioned not to place undue reliance on these forward-looking statements. Our actual results may differ materially from those included in this presentation, for a variety of reasons, including those described in the forward-looking statements and risk factor sections of our 10-Q and other filings with the Securities and Exchange Commission, which are available on our investor relations website. (<http://investor.mercadolibre.com>)

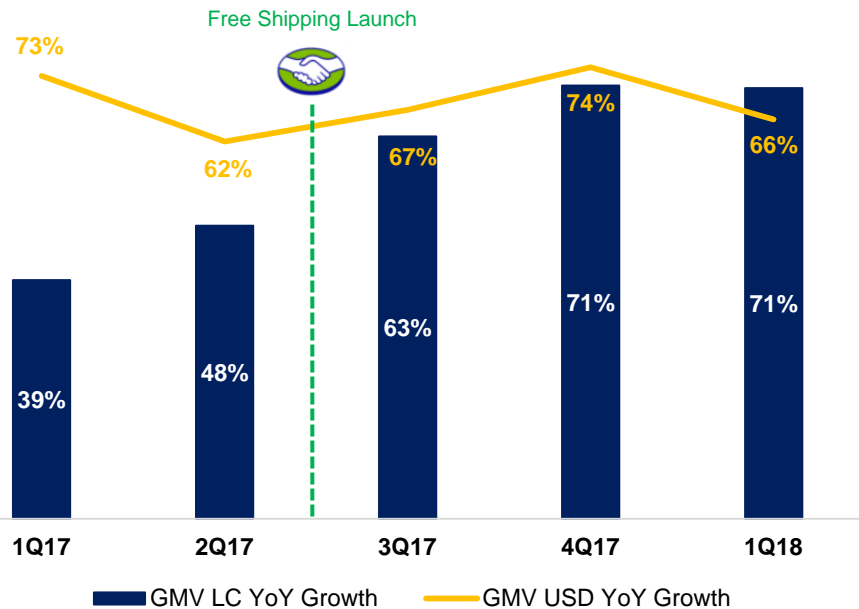
A reconciliation of Non-GAAP measures to the nearest comparable GAAP measures can be found in our first quarter 2018 earnings press release available on our investor relations website.

All of the information included in this presentation is updated as of March 31st, 2018. Except as may be required by applicable law, we assume no obligation to publicly update or revise our statements.

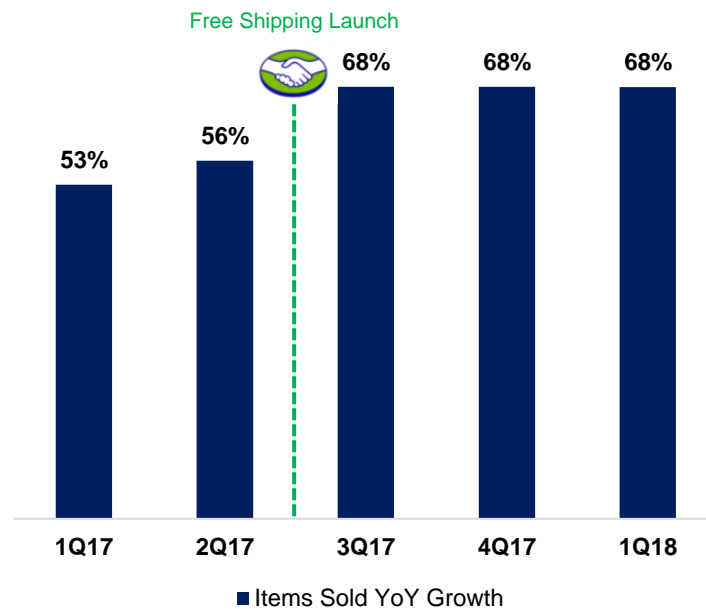
Maintaining Momentum in Brazil



GMV Growth Evolution per Quarter



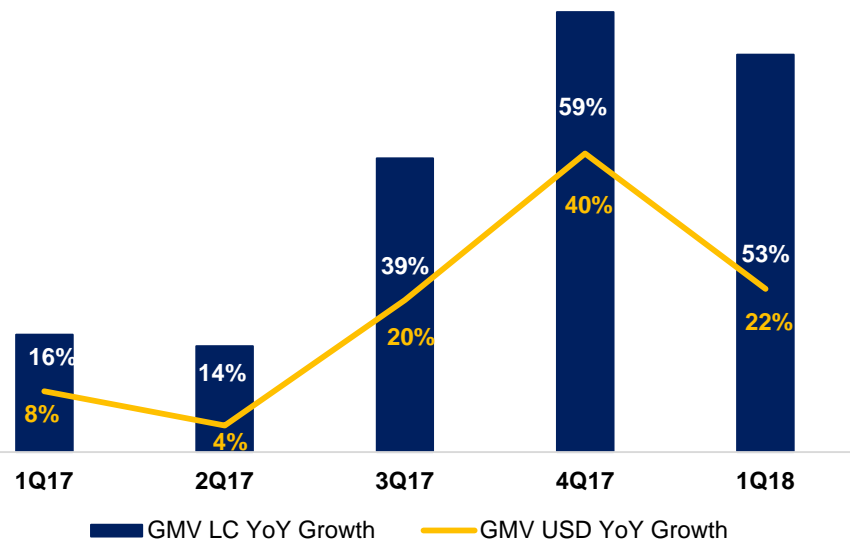
Items Sold Growth Evolution per Quarter



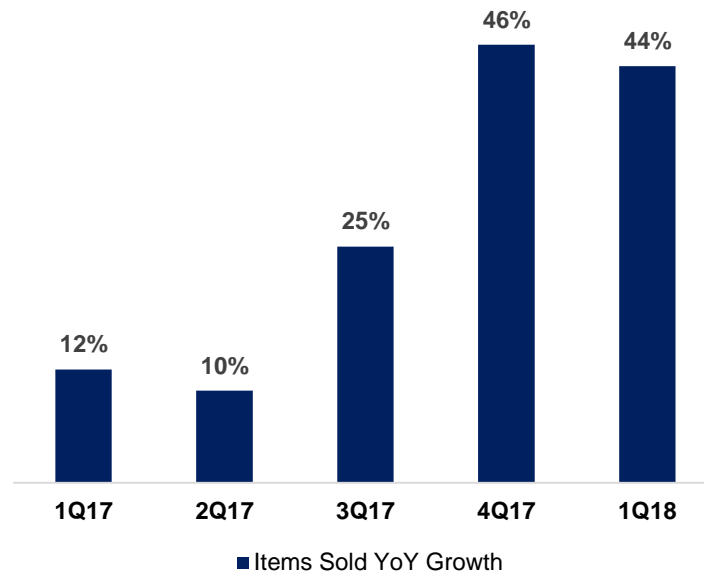
Business in Argentina Continues to Recover



GMV Growth Evolution per Quarter



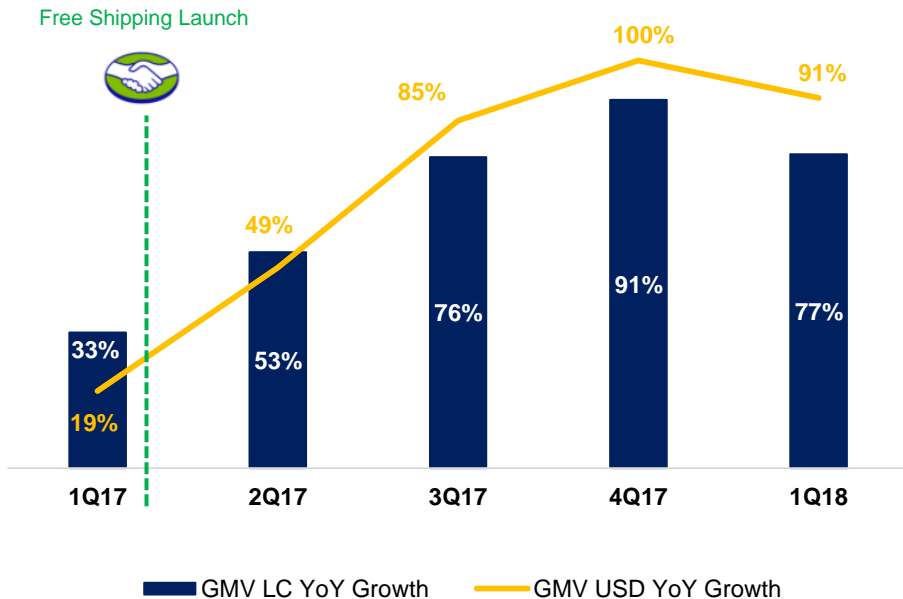
Items Sold Growth Evolution per Quarter



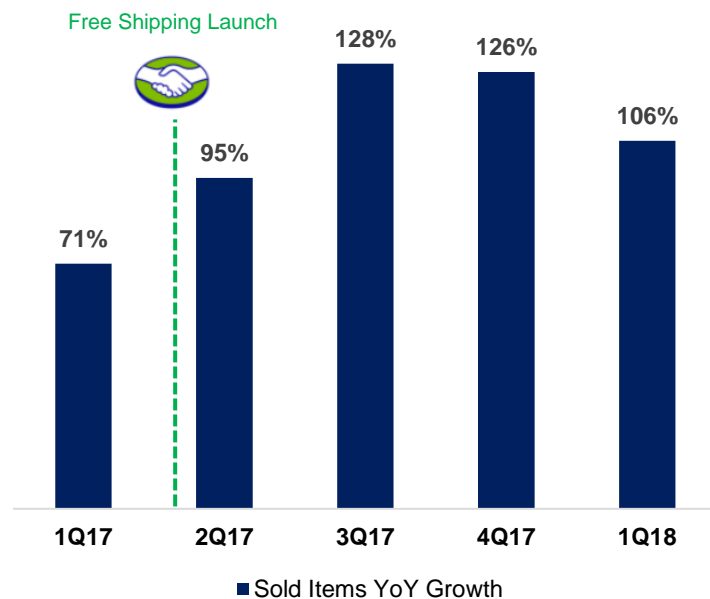
Mexico Continues to be Strongest Performer



GMV Growth Evolution per Quarter



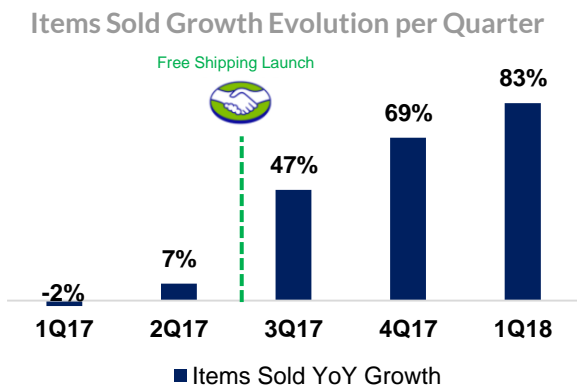
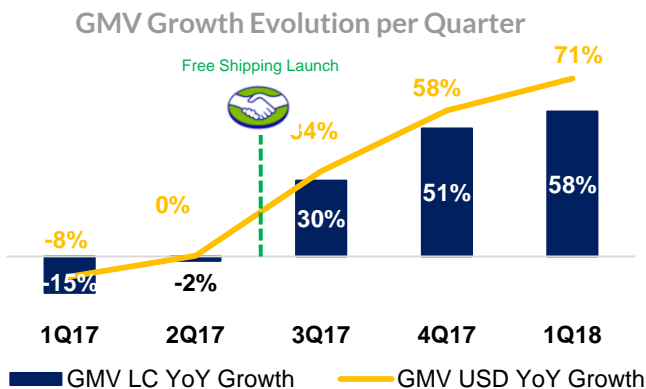
Items Sold Growth Evolution per Quarter



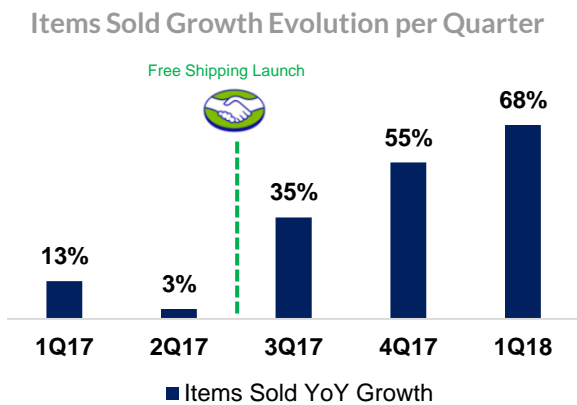
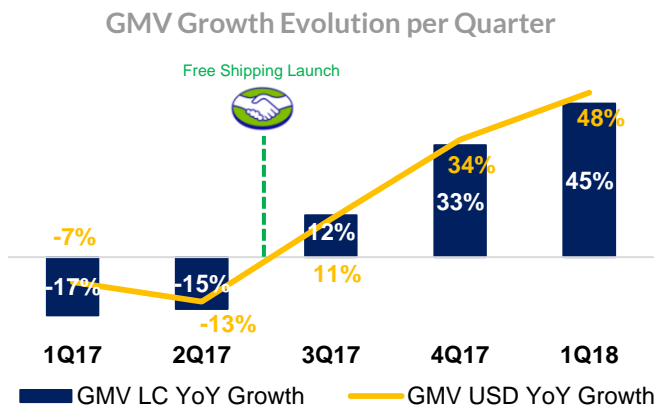
Chile and Colombia Beginning to Take Shape as Complementary Engines of Growth



Chile



Colombia

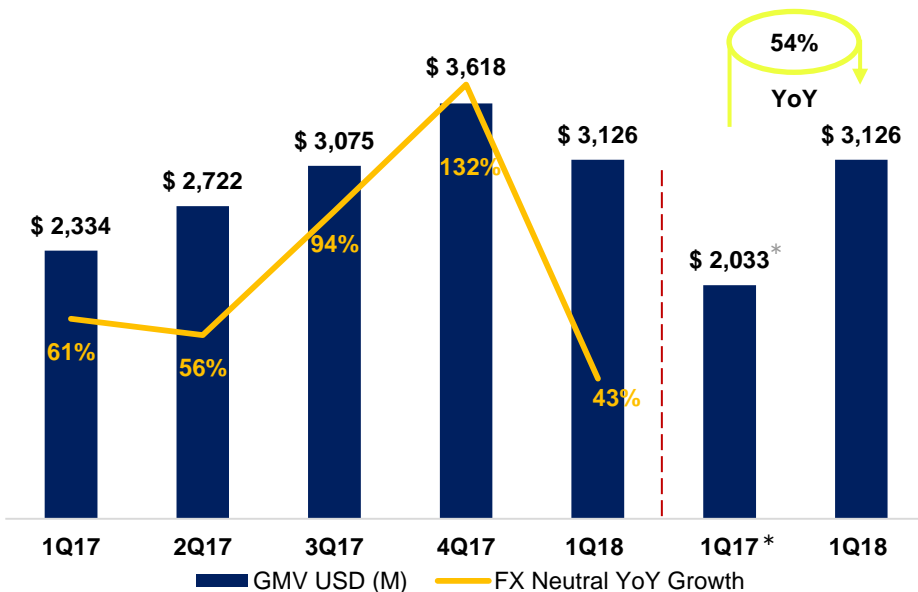


Another Q of Great Performance in GMV and Items

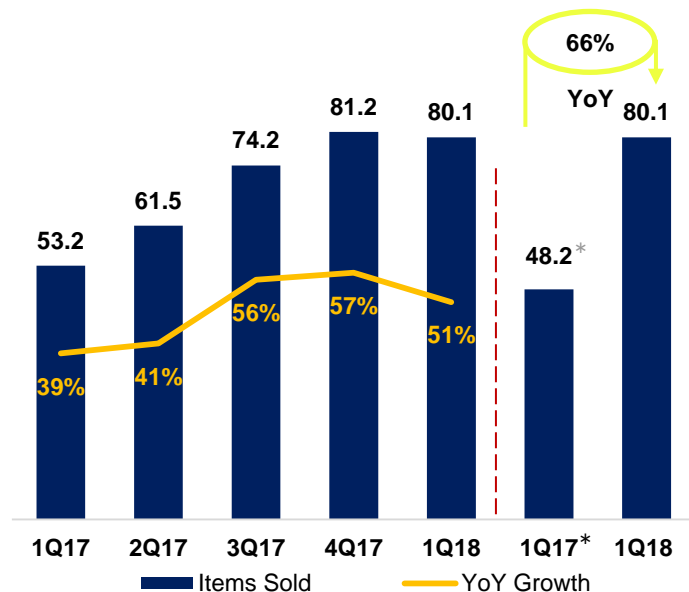
Consolidated



GMV Growth Evolution per Quarter



Items Sold Growth Evolution per Quarter



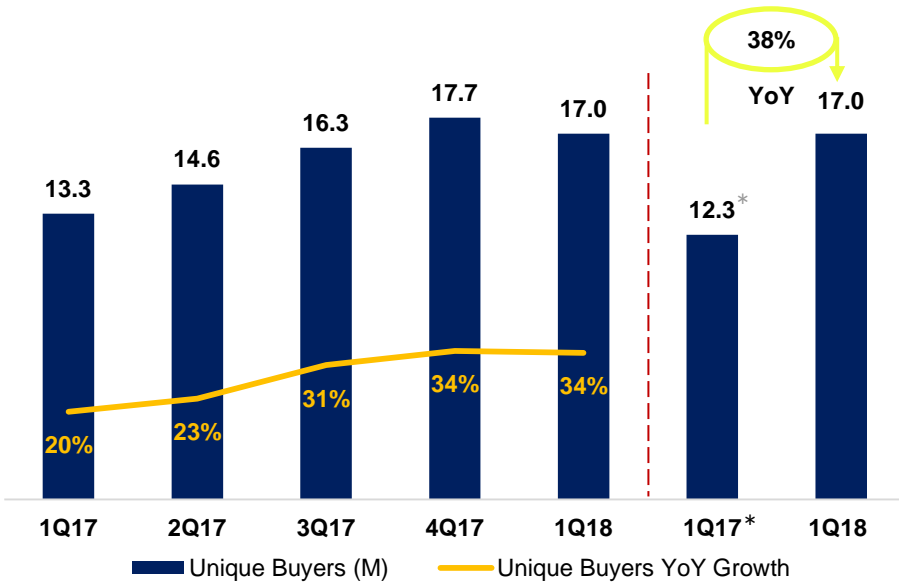
* Excluding Venezuela



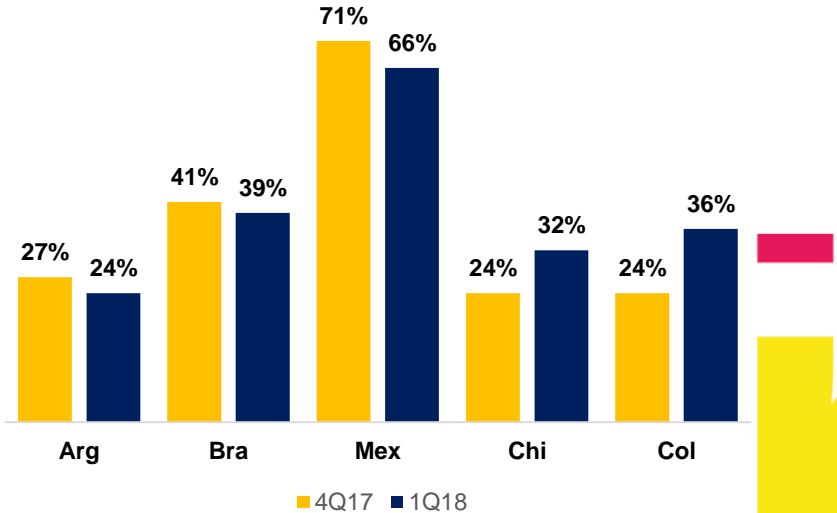
Unique Buyers Sustaining High Growth

Consolidated

Unique Buyers



Unique Buyers Growth by Country

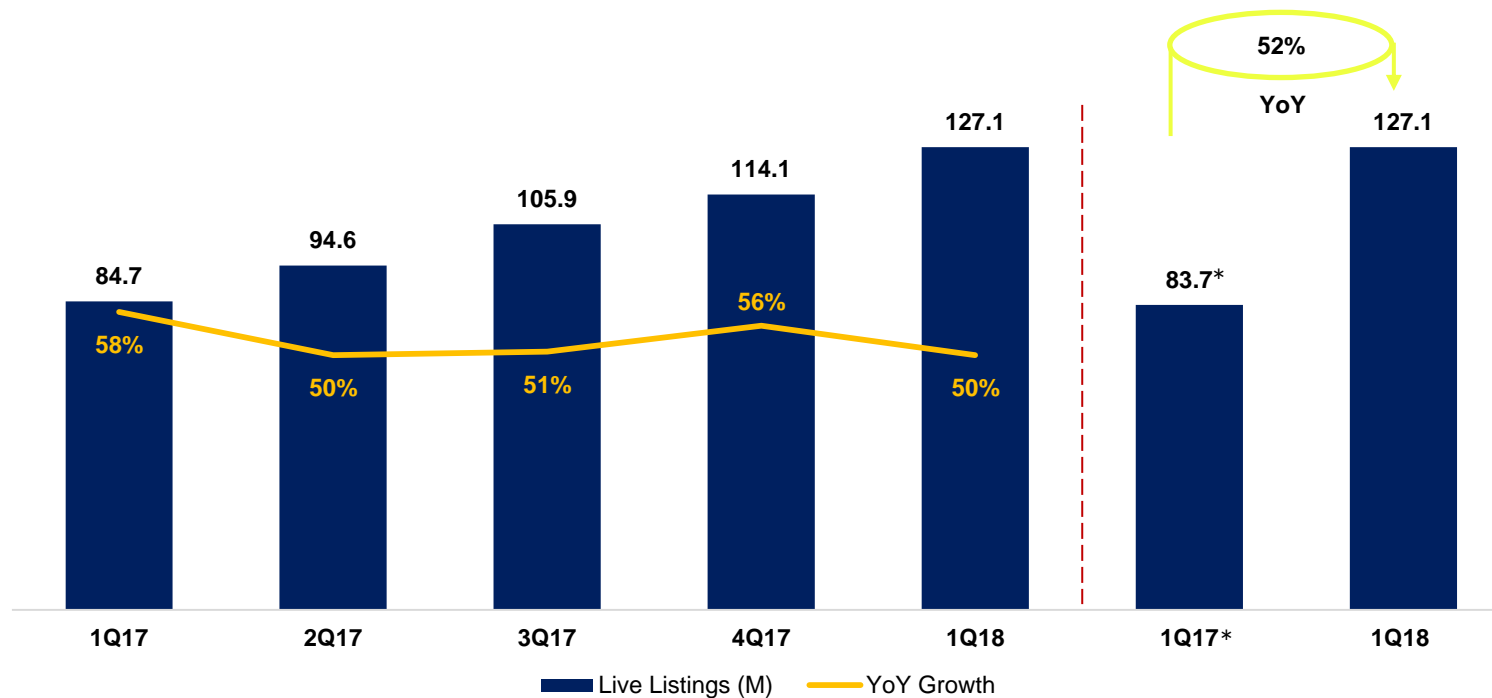


* Excluding Venezuela

Selection Continues to Deepen Consolidated



Live Listings



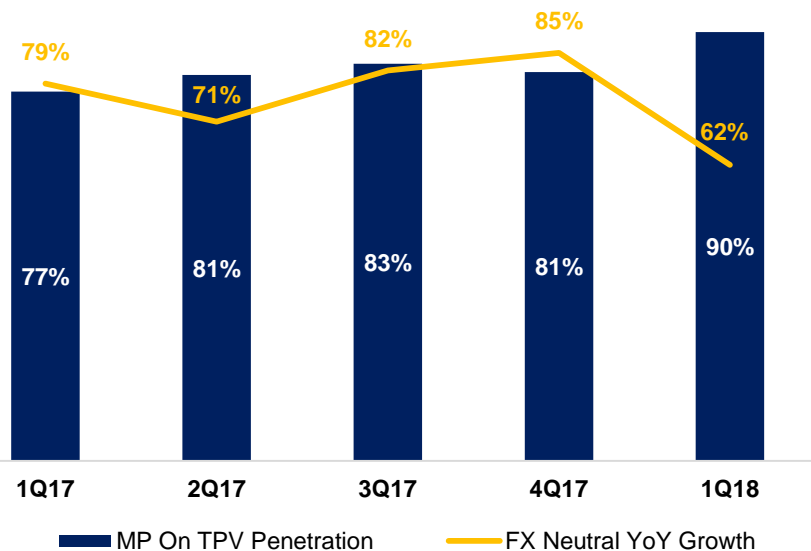
* Excluding Venezuela

Payments Gaining Traction On Marketplace

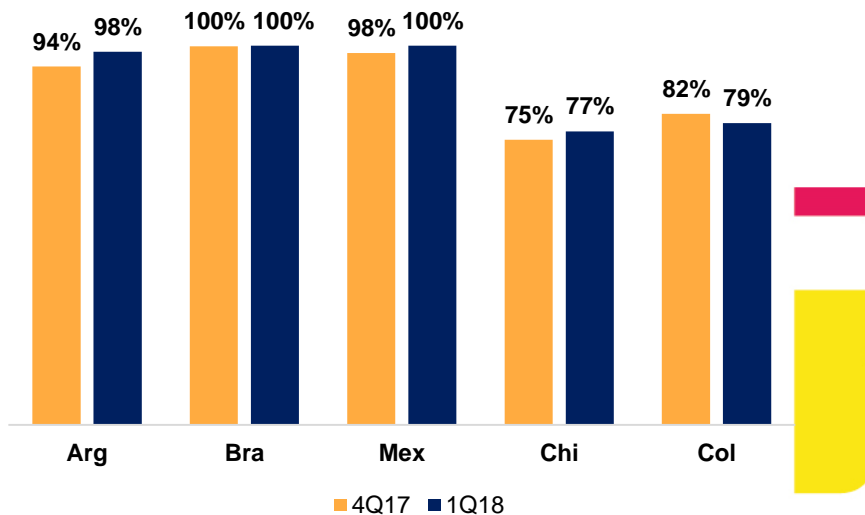


MercadoPago On Platform Payments grew 62% YoY reaching 90% penetration

MP On Marketplace Penetration (TPV On as % of GMV)



Total On Marketplace TPV by Country (TPV On as % of GMV)

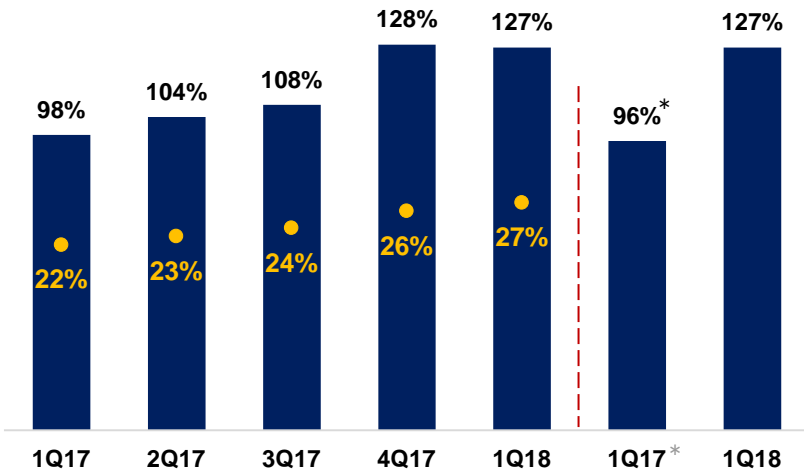


4th Q of Triple Digit Growth in Off Marketplace TPV

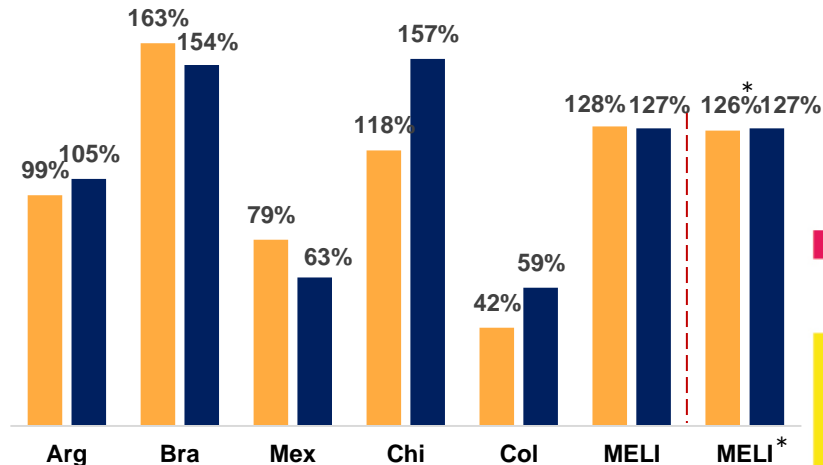


MercadoPago Off platform grew at a ~100% YoY pace

TPV OFF Growth



TPV OFF Growth by Country (LC)



■ TPV Off FX Neutral YoY Growth ● TPV OFF as a % of Total TPV

■ Q4'17 ■ Q1'18

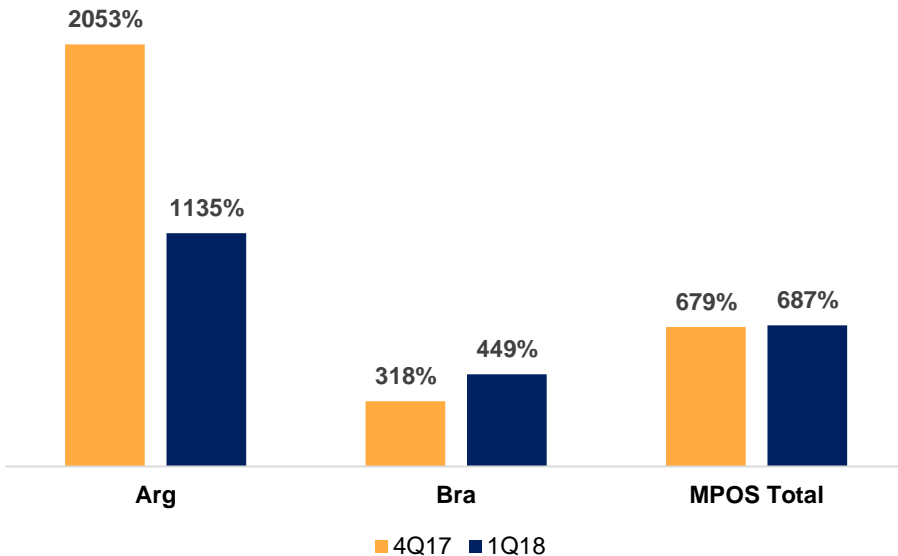
* Excluding Venezuela



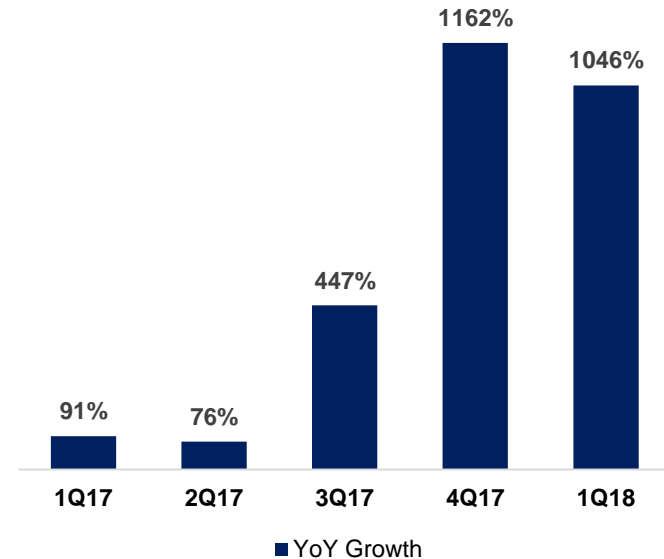
MPOS TPV Agressively Growing in Brasil and Argentina

MercadoPago MPOS grew at a +450% YoY pace

MPOS TPV FX Neutral Growth



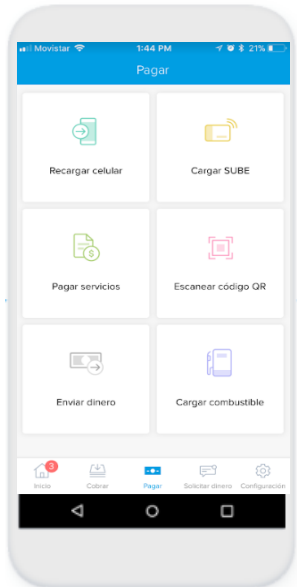
Consolidated MPOS Devices Sold Growth



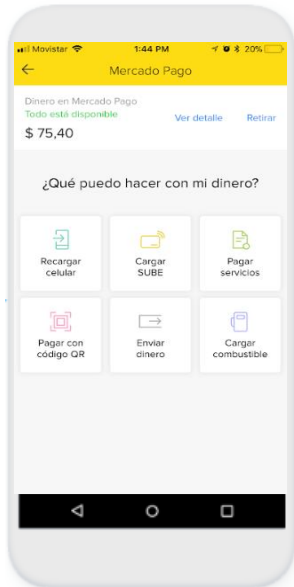
Other Fintech Initiatives: Mobile Wallet & Merchant Credit



MercadoPago App



MercadoLibre App



~14x
DAU's*

MercadoCredito



Merchant Credit

- ✓ Greater Merchant Sales Volume
- ✓ Synergies with Marketplace
- ✓ Higher Merchant Loyalty & Retention



* Daily Active Users/Internal Company Data



Financial Results

First Quarter 2018 Results

Impact of New Revenue Recognition Standard (ASC 606)



	Gross billing (M)				
	Q1 2017	Q2 2017	Q3 2017	Q4 2017	Q1 2018
Brazil	\$ 159.8	\$ 180.0	\$ 229.5	\$ 262.1	\$ 276.3
Argentina	71.4	88.0	91.3	108.7	106.1
Mexico	15.5	20.2	22.6	28.2	29.4
Venezuela	14.4	14.2	9.8	16.0	—
Others	12.8	14.1	17.5	22.0	21.7
Total	\$ 273.9	\$ 316.5	\$ 370.7	\$ 437.0	\$ 433.5

	Gross billing growth				
	Q1 2017	Q2 2017	Q3 2017	Q4 2017	Q1 2018
Brazil	106.1%	75.0%	75.2%	82.5%	72.9%
Argentina	48.1%	30.0%	30.5%	42.3%	48.6%
Mexico	39.8%	76.3%	91.4%	135.5%	89.2%
Venezuela	18.9%	90.1%	41.6%	49.0%	—
Others	47.8%	39.1%	56.9%	61.9%	69.6%

	Free shipping paid by MercadoLibre (M)				
	Q1 2017	Q2 2017	Q3 2017	Q4 2017	Q1 2018
Brazil	\$ —	\$ (22.9)	\$ (52.9)	\$ (64.8)	\$ (92.1)
Argentina	—	—	—	—	(4.1)
Mexico	(4.2)	(9.4)	(11.1)	(10.4)	(12.3)
Venezuela	—	—	—	—	—
Others	(0.1)	(0.3)	(1.7)	(3.7)	(3.9)
Total	\$ (4.3)	\$ (32.6)	\$ (65.7)	\$ (78.9)	\$ (112.5)

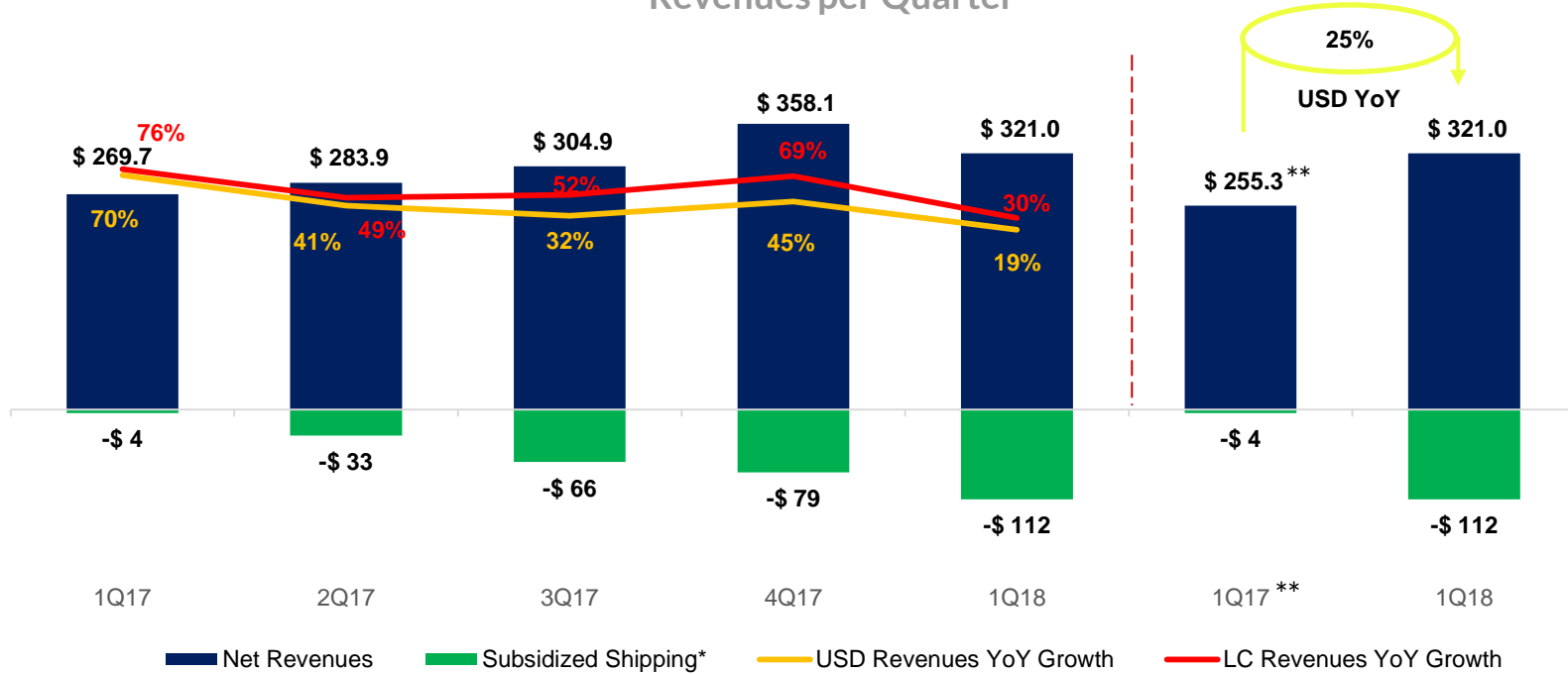
	Net Revenues (M)				
	As Recast				As reported
	Q1 2017	Q2 2017	Q3 2017	Q4 2017	Q1 2018
Brazil	\$ 159.8	\$ 157.2	\$ 176.6	\$ 197.3	\$ 184.2
Argentina	71.4	88.0	91.3	108.7	101.9
Mexico	11.3	10.8	11.5	17.7	17.1
Venezuela	14.4	14.2	9.8	16.0	—
Others	12.8	13.8	15.8	18.4	17.8
Total	\$ 269.7	\$ 283.9	\$ 304.9	\$ 358.1	\$ 321.0

- (1) Total accrued fees, commissions, interest, and other sales received from users
- (2) Prior to the adoption of ASC 606, this amount was presented as a component of cost of net revenues.



Net Revenues Consolidated

Revenues per Quarter

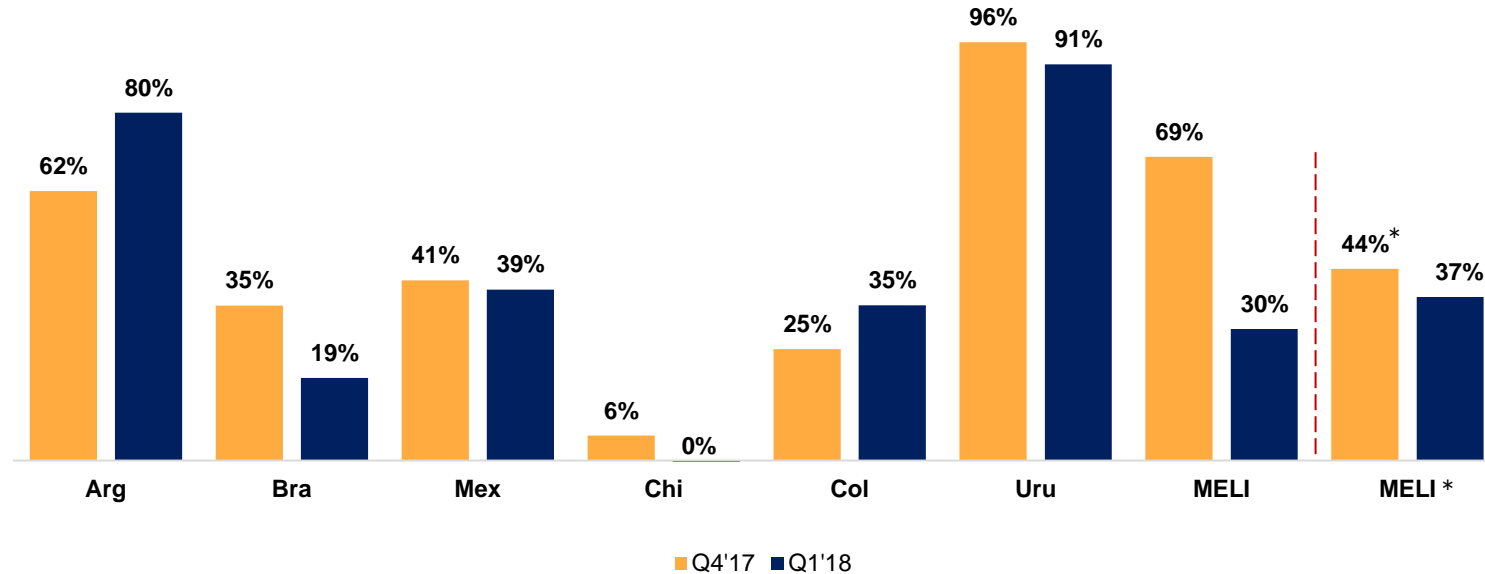


Balances are adjusted to the adoption of ASC 606
*Subsidized shipping netting them from revenues
**Excluding Venezuela



Net Revenues By Country

LC Revenue Growth



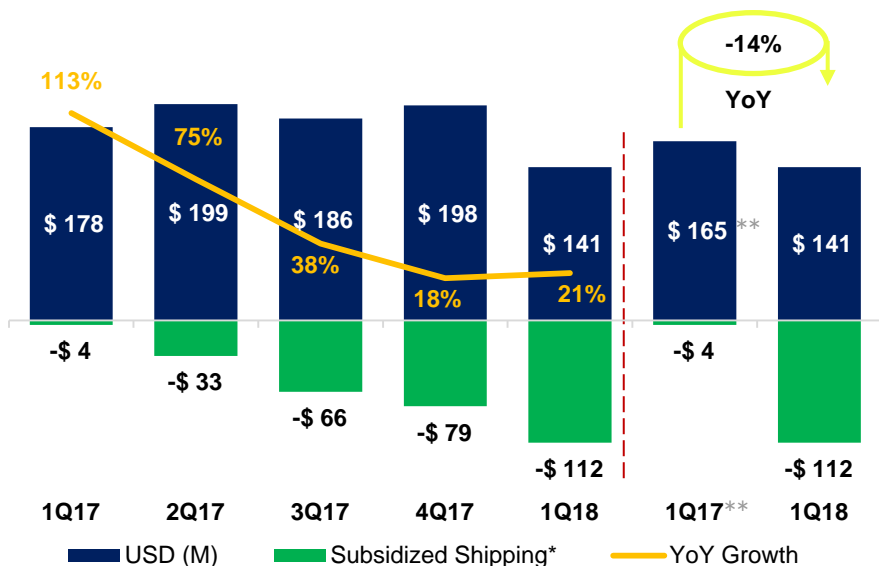
* Excluding Venezuela

Enhanced Marketplace & Non-Marketplace Revenues

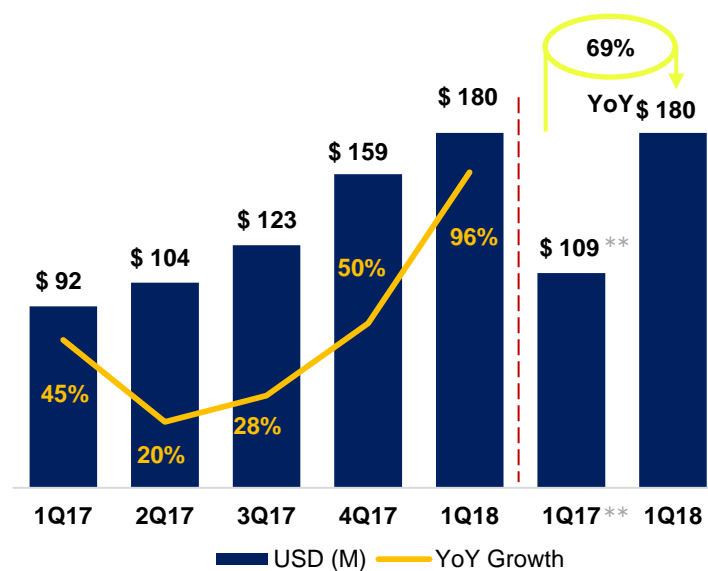


Consolidated Breakdown

Enhanced Marketplace Revenues



Non-Marketplace Revenues



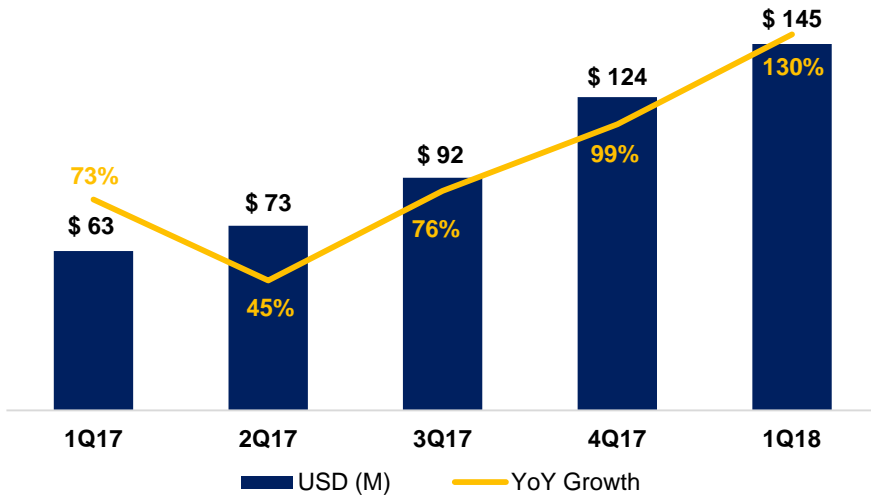
+ Balances are adjusted to the adoption of ASC 606
 + *Subsidized costs of shipping netting them from revenues
 + **Excluding Venezuela



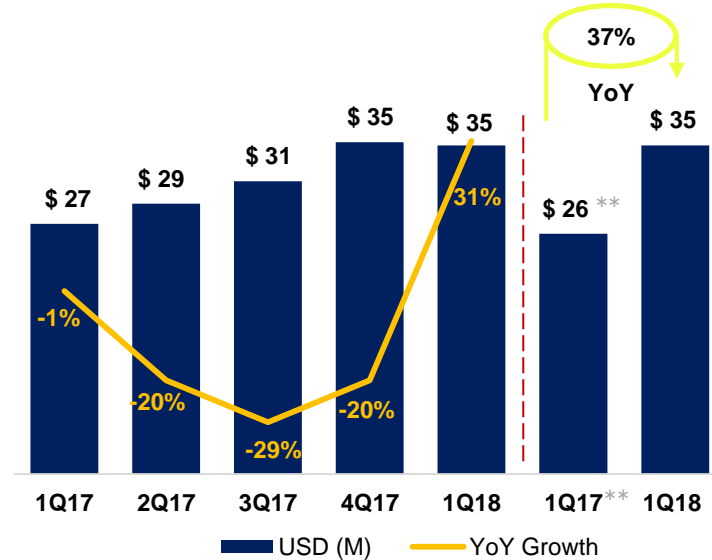
Non-Marketplace Revenues

Consolidated Breakdown

Payments Revenues




Other Revenues*



+ Balances are adjusted to the adoption of ASC 606

+ *Other Revenues includes: Classifieds, Advertising, Mercado Shops & ERP Solutions

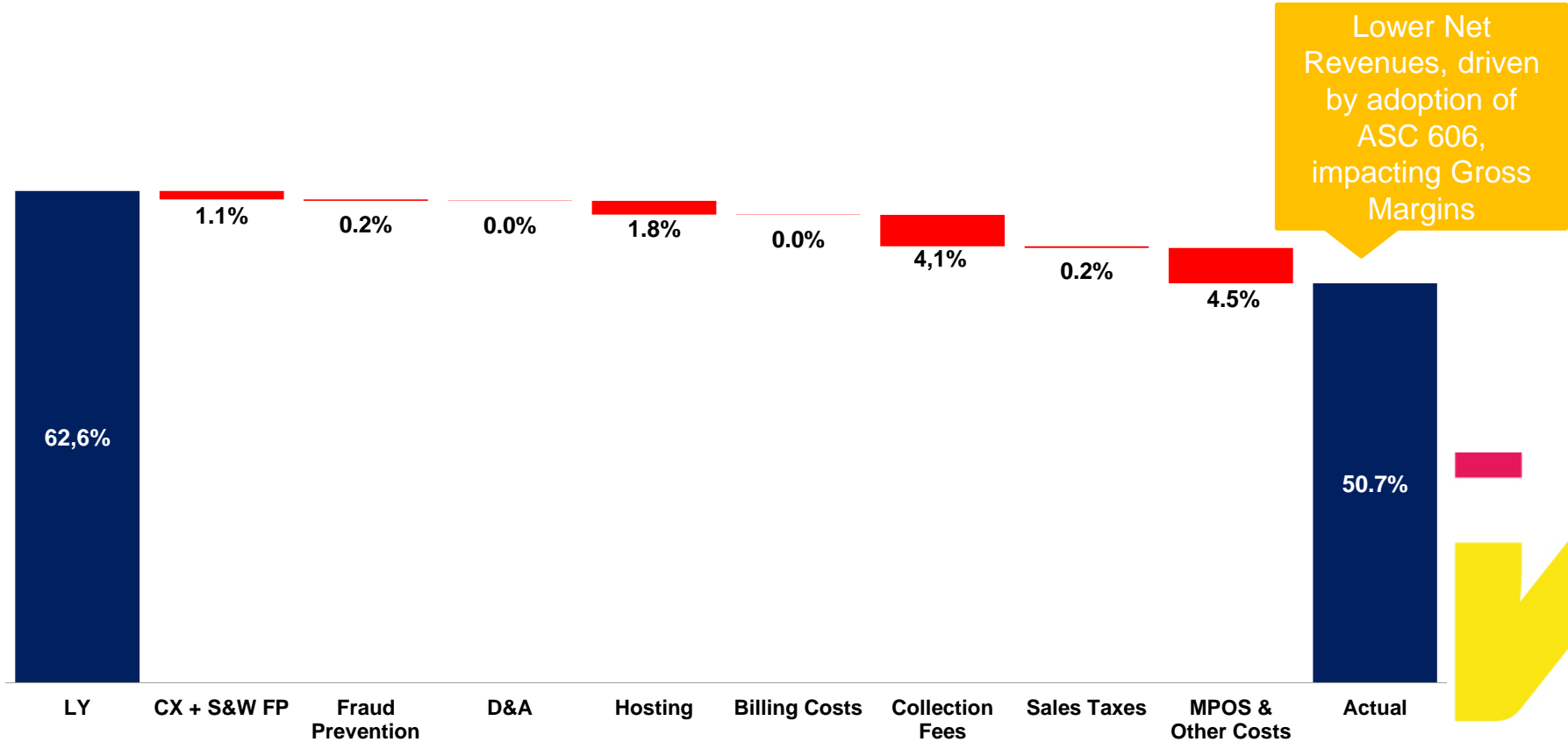
+ **Excluding Venezuela



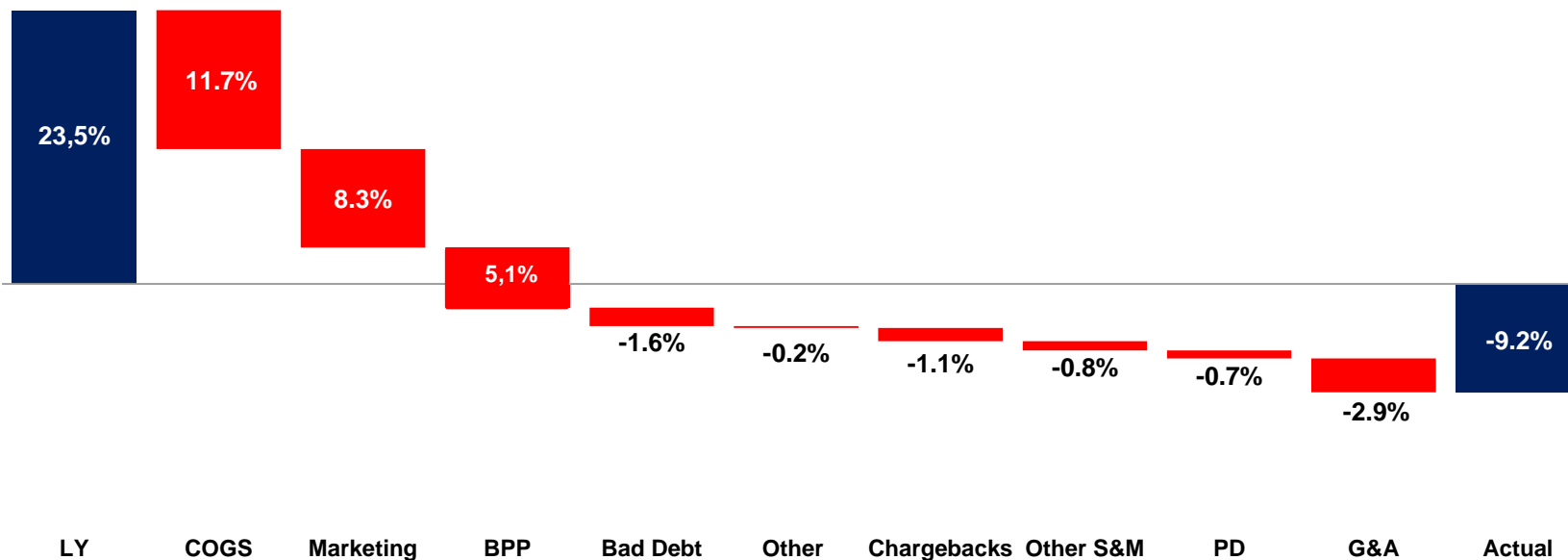
Cost Structure

First Quarter 2018 Results

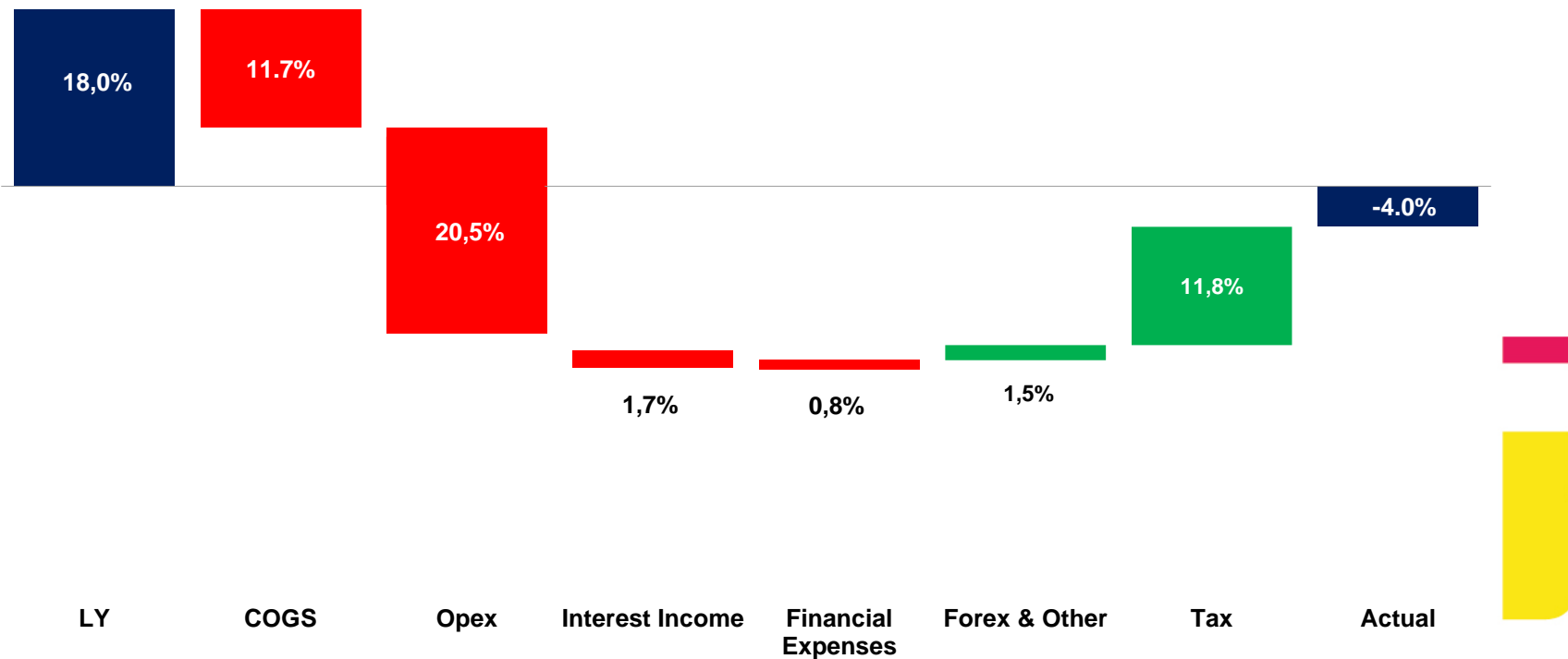
Q1 2018 Gross Margin



Q1 2018 EBIT Margin vs. Last Year



Q1 2018 Net Income Margin vs. Last Year



Disclaimers & Notes

Forward-looking statements. Any statements herein regarding MercadoLibre, Inc. that are not historical or current facts are forward-looking statements. These forward-looking statements convey MercadoLibre, Inc.'s current expectations or forecasts of future events. Forward-looking statements regarding MercadoLibre, Inc. involve known and unknown risks, uncertainties and other factors that may cause MercadoLibre, Inc.'s actual results, performance or achievements to be materially different from any future results, performances or achievements expressed or implied by the forward-looking statements. Certain of these risks and uncertainties are described in the "Risk Factors," "Forward-Looking Statements" and "Cautionary Note Regarding Forward-Looking Statements" sections of MercadoLibre, Inc.'s annual report on Form 10-K for the year ended December 31, 2017, and any of MercadoLibre, Inc.'s other applicable filings with the Securities and Exchange Commission. Unless required by law, MercadoLibre, Inc. undertakes no obligation to publicly update or revise any forward-looking statements to reflect circumstances or events after the date hereof.

Other Information. We routinely post important information for investors on our Investor Relations website, <http://investor.mercadolibre.com>. We use this website as a means of disclosing material, non-public information and for complying with our disclosure obligations under SEC Regulation FD (Fair Disclosure). Accordingly, investors should monitor our Investor Relations website, in addition to following our press releases, SEC filings, public conference calls and webcasts.

Industry Data. This presentation and accompanying comments contain industry data, forecasts and other information that we obtained from industry publications and surveys, public filings and internal company sources, and there can be no assurance as to the accuracy or completeness of the included information. Statements as to our ranking, market position and market estimates are based on independent industry publications, third-party forecasts and management's estimates and assumptions about our markets and our internal research. We have not independently verified this third-party information nor have we ascertained the underlying economic assumptions relied upon in those sources, and we cannot assure you of the accuracy or completeness of this information.

Past performance. In all cases where historical performance is presented, please note that past performance is not a reliable indicator of future results and should not be relied upon as the basis for making an investment decision. See "No offer to purchase or sell securities" below.

No reliance, no update and use of information. You should not rely exclusively on the presentation as the basis upon which to make an investment decision. The information in the presentation is provided to you as of the dates indicated and MercadoLibre, Inc. does not intend to update the information after its distribution, even in the event that the information becomes materially inaccurate. Certain information contained in the presentation includes calculations or figures that have been prepared internally and have not been audited or verified by a third party. Use of different methods for preparing, calculating or presenting information may lead to different results and such differences may be material.

No offer to purchase or sell securities. The presentation does not constitute an offer to sell, or a solicitation of an offer to buy, any security and may not be relied upon in connection with the purchase or sale of any security. Any such offer would only be made by means of formal offering documents, the terms of which would govern in all respects. You are cautioned against using this information as the basis for making a decision to purchase any security.

Distribution of this presentation. These materials are not intended for distribution to, or use by, any person or entity in any jurisdiction or country where such distribution or use is contrary to local law or regulation.



**mercado
libre**



Q&A

First Quarter 2018 Results