

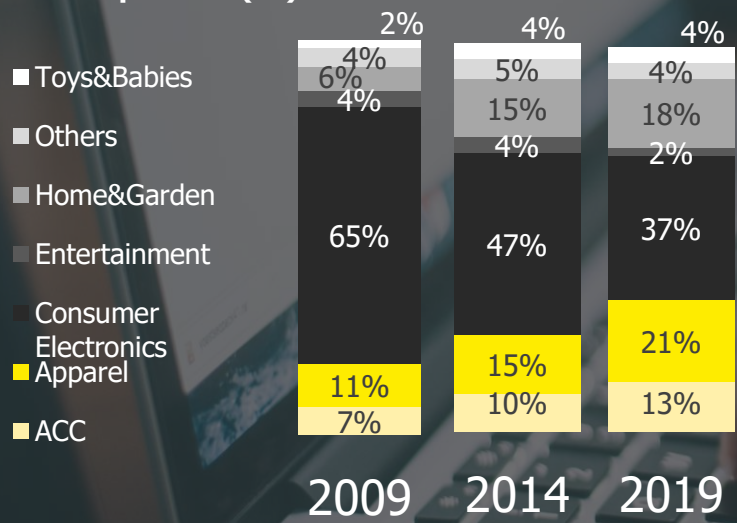
Financial Summary 2019 Highlights

US Dollars (M)	FY2019	YoY
Revenue	\$2.296	59.5%
Enhanced Mktplace Rev	\$1.194	69.8%
GMV	\$13.997	11.9%
TPV On-platform	\$14.030	16.0%
Sold Items	378	13.2%
Unique Buyers	45	22.3%
Unique Sellers	9.8	14.9%

Presence in
18 countries



GMV Composition (%)



MercadoEnvíos offers 3 services for sellers



Shipping Platform Evolution

	Brasil	México	Argentina	Colombia	Chile	Uruguay
LAUNCHED	2013	2013	2015	2014	2016	2019
ITEMS SHIPPED	180MM	64MM	50MM	7MM	5MM	1MM

Items Shipped YOY



\$13.9BN
GMV

274M
Live Listing

307M
Registered Users

9.1M
Sellers

44.2M
Buyers

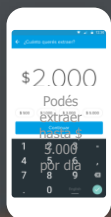
378.9M
Sold Items

306.9M
Shipments Made

12
Purchases p/ Second

Financial Summary 2019 Highlights

US Dollars (M)	FY2019	YoY
Payments Revenues	\$954	58.8%
TPV ON	\$14.030	15.6%
TPV OFF	\$14.360	125.7%
Unique Payers	71	41.5%
Unique Collectors	15	136.5%



6.5M asset management accounts



Wallet



Point



Digital accounts



Online Payments



Marketplace

Credits Cycle

1

Seller/Buyer receives offer.

2

Selects amount and term.

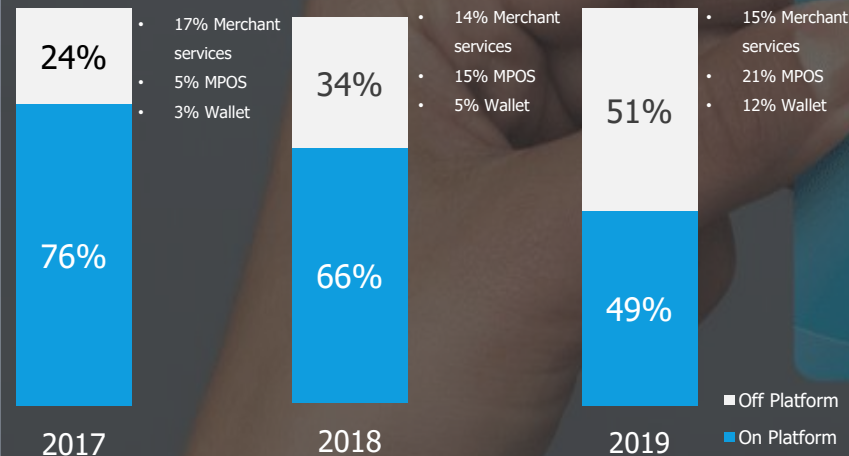
3

Confirms the loan.

4

Seller receives the loan instantly in mobile wallet. Buyer purchases item with MercadoCrédito.

TPV Composition %



FY2019 Merchant credits

FY2019 Consumer credits

FY2019 Cash credits

\$ 534M Credit Portfolio (M)	\$ 268 Merchant Credit Originations (M)	58,5K Merchant Credits
\$ 149,6 Credit Revenues (M)	\$ 200,5 Consumer Credit Originations (M)	4,6K Consumer Credits
12,10% Cash Advances as a % of TPV	\$ 65,2 Point Credits Originations (M)	365,7K Point Credits



64% of LATAM transactions occur in cash Vs. 28% Rest of World



75% of merchants stated to have a financing need.



18% has access to traditional bank loans.