

# FACT SHEET

FIRST QUARTER 2020

DEMOCRATIZING  
COMMERCE SINCE 1999

AND NOW..

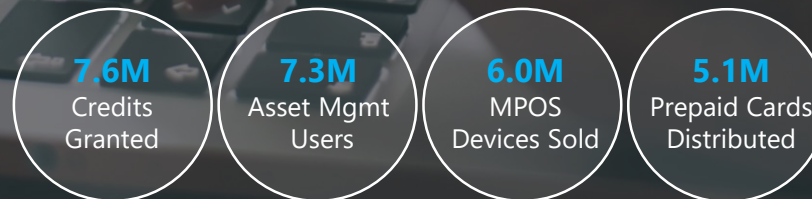
WE ARE ALSO WORKING TOWARDS  
A GREATER FINANCIAL INCLUSIÓN  
IN THE REGION

## FINANCIAL SUMMARY

<b>\$1,440.3M</b> Commerce Revenues	+	<b>\$1,034.3M</b> Fintech Revenues
<hr/>		
<b>\$2,474.6M</b> Total Net Revenues		

CONNECTING  
**78.7M ACTIVE USERS**  
WITH  
OUR ECOSYSTEM


SINCE INCEPTION...




 **\$14.3 B** in GMV

 **401.8 M** Items Sold

 **334.2 M** SI Shipped

 **+85 %** ME Penetration

 **\$30.8 B** in TPV

 **984.8 M** in TPN

 **\$571.5 M** in Credits  
Originations